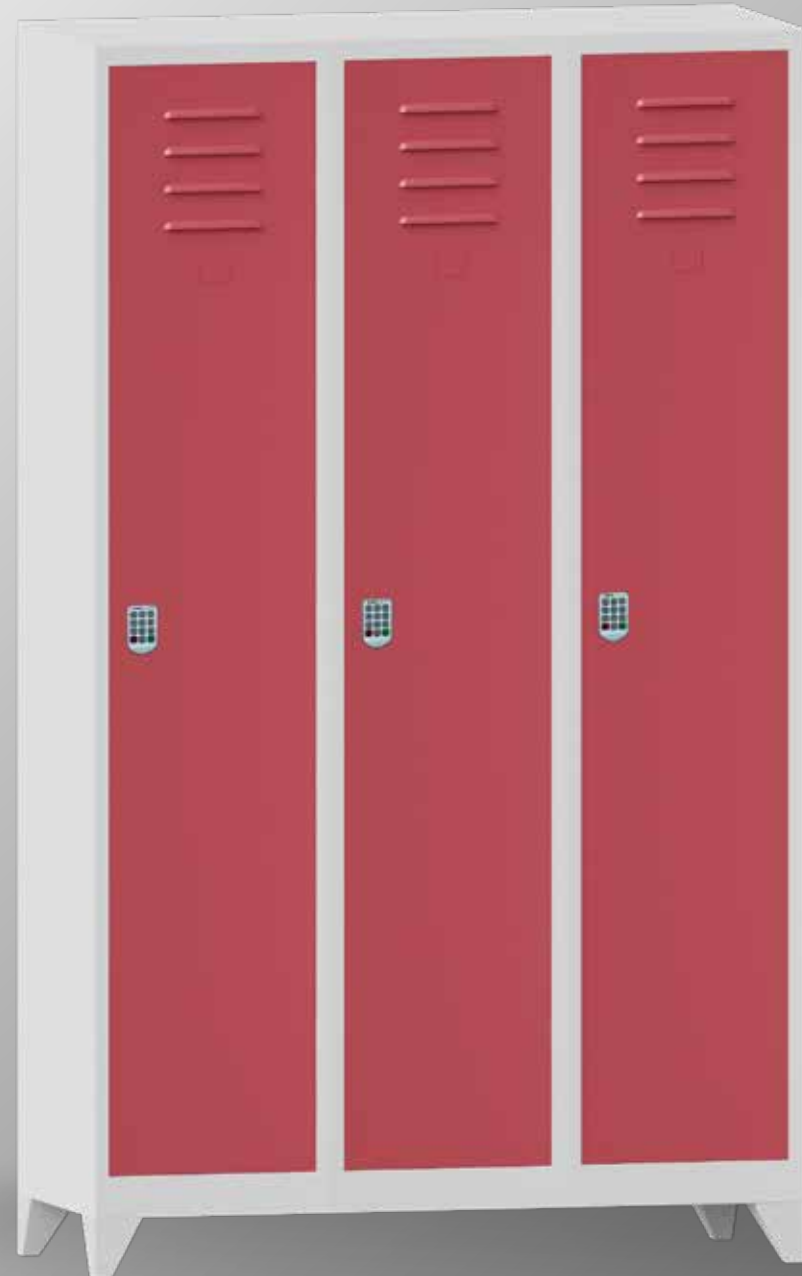


Locker Cabinet

Modern ventilation concepts and a variety of locking systems define the locker cabinets offered by Godrej & Khimji.

These locker cabinets provide a functional solution for securing personal storage in offices, factories, schools, universities, health facilities, fitness clubs and other commercial properties.

The product range incorporates the combination of modules with a choice of single, two, three, four, five six door compartments.



Certified in 2008
in UK



Certified in 2008
in AUSTRALIA







Locker Cabinet

MODEL	COMPARTMENTS	FIXED SHELVES	EXTRA SHELF (ES)	VERSION	HANGING ROD (HR)	H (in)	W (in)	D (in)
LC 1 V1	1	1		Version 1 (V1)	Hanging Rod (HR)	72.0	15.0	18.0
LC 1 V2	1	1		Version 2 (V2)	Hanging Rod (HR)	72.0	12.0	12.0
LC 1 V3	1	1		Version 3 (V3)	Hanging Rod (HR)	72.0	12.0	18.0
LC 1 V4	1	1		Version 4 (V4)	Hanging Rod (HR)	72.0	18.0	18.0
LC 1 V5	1	1		Version 5 (V5)	Hanging Rod (HR)	72.0	18.0	23.6
LC 1 V6	1	1		Version 6 (V6)	Hanging Rod (HR)	72.0	19.7	19.7
LC 1 V7	1	1		Version 7 (V7)	Hanging Rod (HR)	70.9	19.7	23.6
LC 1 ES V1	1	2	Extra Shelf (ES)	Version 1 (V1)	Hanging Rod (HR)	72.0	15.0	18.0
LC 1 ES V2	1	2	Extra Shelf (ES)	Version 2 (V2)	Hanging Rod (HR)	72.0	12.0	12.0
LC 1 ES V3	1	2	Extra Shelf (ES)	Version 3 (V3)	Hanging Rod (HR)	72.0	12.0	18.0
LC 1 ES V4	1	2	Extra Shelf (ES)	Version 4 (V4)	Hanging Rod (HR)	72.0	18.0	18.0
LC 1 ES V5	1	2	Extra Shelf (ES)	Version 5 (V5)	Hanging Rod (HR)	78.7	15.0	18.0
LC 1 ES V6	1	2	Extra Shelf (ES)	Version 6 (V6)	Hanging Rod (HR)	78.7	23.6	23.6
LC 2 V1	2			Version 1 (V1)	Hanging Rod (HR)	72.0	15.0	18.0
LC 2 V2	2			Version 2 (V2)	Hanging Rod (HR)	72.0	12.0	12.0
LC 2 V3	2			Version 3 (V3)	Hanging Rod (HR)	72.0	12.0	18.0
LC 2 V4	2			Version 4 (V4)	Hanging Rod (HR)	72.0	18.0	18.0
LC 2 V5	2			Version 5 (V5)	Hanging Rod (HR)	72.0	19.7	35.4
LC 2 ES V1	2	2		Version 1 (V1)	Hanging Rod (HR)	72.0	15.0	18.0
LC 2 ES V2	2	2		Version 2 (V2)	Hanging Rod (HR)	72.0	12.0	12.0
LC 2 ES V3	2	2		Version 3 (V3)	Hanging Rod (HR)	72.0	12.0	18.0
LC 2 ES V4	2	2		Version 4 (V4)	Hanging Rod (HR)	72.0	18.0	18.0
LC 2 ES V5	2	2		Version 5 (V5)	Hanging Rod (HR)	78.7	23.6	23.6

Locker Cabinet





Locker Cabinet

MODEL	COMPARTMENTS	VERSION	H (in)	W (in)	D (in)
Z LC 2	2		72.0	15.0	18.0
LC 3 V1	3	Version 1 (V1)	72.0	15.0	18.0
LC 3 V2	3	Version 2 (V2)	72.0	12.0	12.0
LC 3 V3	3	Version 3 (V3)	72.0	12.0	18.0
LC 3 V4	3	Version 4 (V4)	72.0	18.0	18.0
LC 3 V5	3	Version 5 (V5)	78.7	19.7	23.6
LC 4 V1	4	Version 1 (V1)	72.0	15.0	18.0
LC 4 V2	4	Version 2 (V2)	72.0	12.0	12.0
LC 4 V3	4	Version 3 (V3)	72.0	12.0	18.0
LC 4 V4	4	Version 4 (V4)	72.0	18.0	18.0
LC 5 V1	5	Version 1 (V1)	72.0	15.0	18.0
LC 5 V2	5	Version 2 (V2)	72.0	12.0	12.0
LC 5 V3	5	Version 3 (V3)	72.0	12.0	18.0
LC 5 V4	5	Version 4 (V4)	72.0	18.0	18.0
LC 6 V1	6	Version 1 (V1)	72.0	15.0	18.0
LC 6 V2	6	Version 2 (V2)	72.0	12.0	12.0
LC 6 V3	6	Version 3 (V3)	72.0	12.0	18.0
LC 6 V4	6	Version 4 (V4)	72.0	18.0	18.0

Locker Cabinet





Locker Cabinet

MODEL	COMPARTMENTS	FIXED/ ADJUSTABLE SHELVES	HANGING ROD (HR)	SHELF POSITION	INSIDE PARTITION	MIRROR OPTIONS	H (in)	W (in)	D (in)
LC 1 SPT PD	1	1 Fixed	Hanging Rod (HR)				72.0	15.0	18.0
LC 1 FS 2 HP3 HR	1	2 Fixed/3 Half Adjustable	Hanging Rod (HR)	Fixed Shelf At Top & Bottom (FS)	Half (HP)		72.0	18.0	18.0
LC 1 FS 1 HP3 HR	1	1 Fixed/3 Half Adjustable	Hanging Rod (HR)	Fixed Shelf At Top (FS)	Half (HP)		72.0	23.6	18.0
LC 1 ES 4	1	4 Adjustable					72.0	23.6	18.0
LC 1 ES X 2 MRF WM 2 SPL	1	4 Fixed	2 Hanging Rod (HR)			Mirror Frame (MRF) With Mirror (WM)	82.6	18.0 + 18.0	18.9

Locker Cabinet





Locker Cabinet

MODEL	COMPARTMENTS	UNITS	H (in)	W (in)	D (in)
LC 1 X 2	1	2	72.0	24.0	18.0
LC 2 X 2	2	2	72.0	24.0	18.0
LC 1 X 3	1	3	72.0	45.0	18.0
LC 2 X 3	2	3	72.0	45.0	18.0
LC 4 X 3	4	3	72.0	45.0	18.0
LC 6 X 3	6	3	72.0	45.0	18.0

Locker Cabinet



KEY FEATURES



- Limited lifetime warranty, per conditions
- Standard locker cabinets are also available in widths of 12.0" and 18.0" and depths of 12.0" and 18.0"
- Door is provided with ventilation louvers / cluster holes, a label holder and a cam lock
- Doors are fitted with heavy-duty invisible hinges for security and prevention of tampering from the outside. Internal hinges also enhance the appearance of the locker cabinet
- Doors are reinforced internally for extra strength
- Doors are fitted with PVC bangers for quiet operation
- Sloping top can be provided for standard dimensions of the locker cabinet 15.0" w x 18.0" d
- Formed steel legs with height of 3.9" can also be provided
- Locker cabinets can function independently as stand alone units or in a multi-unit configuration
- Core-removable locks can be provided on request
- Master keys can be supplied for all locks
- Locks have 3,000 combinations (utilizing two keyways in each series)
- Alternate gauges of steel are available

GANGING

- (a) All locker cabinets of various depths must be ganged to another locker cabinet or an adjacent cabinet or anchored to a fixed wall for compliance with applicable ANSI / BIFMA X 5.6 Storage Standards.
- (b) At the time of ordering, specify
 - (i) NG – No ganging and no surcharge
 - (ii) WG – With ganging - Cabinets drilled on both sides and with ganging hardware. Add a surcharge of \$5 for each cabinet.
- (c) Locker cabinets, specified for ganging, will be pre-punched or drilled through on both sides of the cabinets and will be provided with ganging hardware for one side. For end units, wherever required, 'no ganging' must be specified to avoid pre punching or drilling of holes on the extreme end sides.

LOCK OPTIONS



Cam Lock



Latch Lock



Recessed Handle with Cam Lock (A)



Recessed Handle with Cam Lock (B)




Digital Lock



Numeric Lock


OPTIONAL ACCESSORIES



PVC Label Holder



Formed Label Holder



Perforated Door



Hanger Rod



Sloping Top



Mirror



Formed Steel Legs
3.9" height



Adjustable Leveler