



**Godrej & Khimji**

*Where STRENGTH meets STYLE*

Product Catalog 2023-2024

Shaping the future workplace for  
**OFFICE & HOME**

**STORAGE & FILING SOLUTIONS**  
with  
**INSPIRING COLORS**

# TABLE OF CONTENTS

1	Introduction	3 - 4
2	Testing institutes	5
3	Range of colors	6 - 7
4	Vertical filing cabinet	8 - 13
5	Lateral filing cabinet	14 - 19
6	Swing door storage cabinet	20 - 27
7	Sliding door storage cabinet	28 - 33
8	Tambour door storage cabinet	34 - 39
9	Locker cabinet	40 - 51
10	Mobile pedestal	52 - 57
11	Light weight shelving and book racks	58 - 63
12	Packing volume (CBU) and packed product dimensions	64 - 68
13	Quality of raw materials and manufacturing process	69
14	General terms and conditions (i) Provisions of sale (ii) Warranty clause	70
15	Notes	71
16	Contact details	72

# Introduction

Godrej & Khimji is a global leader engaged in the manufacturing of steel office furniture encompassing filing and storage systems for personal and commercial use.

We are a forward-looking, customer-focused company who provides durable, strong steel furniture in vibrant colors that can be customized to match the colors of any existing furniture.

We are pleased to offer our valued customers a private label program.

Igniting  
enthusiasm  
&  
passion for quality.

Instilling values  
&  
confidence.

# Our Mission

Furniture designed for people.

Offer value-engineered products to provide comprehensive and functional filing and storage systems.

To surpass expectations of our customers for product excellence, quality, cost, delivery and service through continuous improvement and customer interaction and to help them gain competitive advantage in their markets.

Maintain impeccable integrity in our interactions with our customers, suppliers, business partners and associates.

# Our Values

Integrity

Trust

Respect

Customer Satisfaction

Care for the environment

# Our Beliefs

The best is yet to come.

Keeping ahead of the curve.

# STEEL a 'GREEN' material

We design our products with sustainability and care for the environment. Steel recycling attributes a significant part in reducing the burden on resources since it can always be melted again without loss of quality.

Consequently, there is considerable reduction in CO2 emissions and in the carbon footprint of our products.

## Steel Furniture

**Steel is extremely resilient, reliable and highly resistant to temperature fluctuations.**

**As compared to forms of wood, steel is environmentally friendly as it does not emit phenol which is harmful to health. In addition, it is fire resistant and has no harmful resins and glues. Metal is also easy to clean in comparison to wood.**

Steel furniture has a long service life and can withstand an unlimited number of relocations and mostly comes in ready to install forms.

Steel cabinets have the ability to create a simple, smart and aesthetically beautiful interior and are low in care and maintenance.

They can be easily moved from one place to another without hampering the quality of the cabinets. Steel is completely resistant to attacks by termites which therefore cannot damage steel furniture.

Easy to assemble, steel cabinets come in various designs with intelligent storage spaces that are designed keeping in mind the storage needs of modern users. In the end, they are durable and long lasting, have a perfect presentation and are extremely cost efficient.

Steel also offers unlimited color possibilities.

Both in terms of stability and elasticity as a material, steel is unbeatable.

Steel is very difficult to distort in comparison to wood.

Overall, steel illustrates an ideal combination of durability, design and ecology.

## Testing Institutes

The **main products** of our **manufacturer** have been and are being **tested** for

**(i) STRENGTH (ii) DURABILITY**  
**(iii) STABILITY (iv) FUNCTION**  
to meet **International Standards**

### **(i) AMERICAN STANDARDS**

Successful completion of testing in the year 2021 by **BUREAU VERITAS CONSUMER PRODUCTS SERVICES INC.** in **USA.**

**(a) VERTICAL FILING CABINET**  
to comply with **American Standards ANSI / BIFMA X 5.9 -19**

### **(ii) BRITISH STANDARDS**

Successful completion of testing in the years 2006, 2008 and 2009 by

**FURNITURE INDUSTRY RESEARCH ASSOCIATION (FIRA) INTERNATIONAL LIMITED** in **UNITED KINGDOM**

**(a) VERTICAL FILING CABINET**  
to comply with **British Standards BS EN 14073 – 2 / 3, BS EN 14074 and BS 4875 – 7**

**(b) SWING DOOR STORAGE CUPBOARD**  
to comply with **British Standards BS 4875-7 and BS 4875-8.**

**(c) LOCKER CABINET**  
to comply with **British Standards BS 4680**

### **(iii) AUSTRALIAN / NEW ZEALAND STANDARDS**

Successful completion of testing in the years 2008, 2009 and 2014 by

**AUSTRALASIAN FURNISHING RESEARCH AND DEVELOPMENT INSTITUTE (AFRDI)** in **AUSTRALIA**

**(a) VERTICAL FILING CABINET**  
to comply with **Australian / New Zealand Standards AS 5079.2**

**(b) SWING DOOR STORAGE CUPBOARD**  
to comply with **Australian / New Zealand Standards AS / NZS 4790**

**(c) LOCKER CABINET**  
to comply with **Australian / New Zealand Standards AS/NZS 4790**




Copies of  
BIFMA, FIRA and AFRDI  
certificates can be  
furnished.

# Range of Colors

## STANDARD COLORS



Sand Beige  
Customized



Seal Grey  
Customized




Putty  
Customized




Beige  
RAL 1001



Ivory  
RAL 1014



Blue Grey  
RAL 7031



Light Grey  
RAL 7035



Signal Black  
RAL 9004

---


## NON-STANDARD COLORS




Oyster White  
RAL 1013




Light Ivory  
RAL 1015




Sapphire Blue  
RAL 5003




Olive Green  
RAL 6003




Pebble Grey  
RAL 7032



Telegrey 2  
RAL 7046



Telegrey 4  
RAL 7047




Chocolate Brown  
RAL 8017




Violet Blue  
RAL 5000




Pale Brown  
RAL 8025



Jet Black  
RAL 9005




Traffic White  
RAL 9016



Papyrus White  
RAL 9018

## PREMIUM COLORS



Satin White  
Customized




Signal Yellow  
RAL 1003



Zinc Yellow  
RAL 1018



Bright Red Orange  
RAL 2008



Light Pink  
RAL 3015



Rose  
RAL 3017




Traffic Red  
RAL 3020




Heather Violet  
RAL 4003




Blue Lilac  
RAL 4005



Light Blue  
RAL 5012




Pigeon Blue  
RAL 5014



Sky Blue  
RAL 5015




Water Blue  
RAL 5021



Pastel Blue  
RAL 5024




Pale Green  
RAL 6021



Light Green  
RAL 6027




Signal Green  
RAL 6032



Mint Turquoise  
RAL 6033



Graphite Grey  
RAL 7024



Signal White  
RAL 9003



White Aluminium  
RAL 9006



Pure White  
RAL 9010

---

TEXTURE FINISH CAN BE PROVIDED FOR SOME RAL CODES.

COLORS AND RAL CODES SHOWN ABOVE ARE MERELY REPRESENTATIVE OF THE ACTUAL FINISHES.

ADDITIONAL CHARGES WILL BE APPLICABLE FOR NON-STANDARD, PREMIUM AND TEXTURE FINISH COLORS,  
WHICH VARY BASED ON COLOR SELECTED AND QUANTITY ORDERED.

# Vertical Filing Cabinet

Our vertical filing cabinets are robust, practical and are built from durable components to withstand frequent use.

All drawers are mounted on double extension ball bearing slides which are smooth and easy to operate.

The drawers extend fully for convenient access to the entire drawer.

The cabinets are provided in two drawer widths to accommodate legal and letter size files.



Certified in 2021  
in USA



Certified in 2009  
in UK



Certified in 2009 & 2014  
in AUSTRALIA









## Vertical Filing Cabinet

MODEL	DRAWERS	PAPER SIZE	H (in)	W (in)	D (in)
VFC 2 LS	2	Legal (LS)	28.0	18.5	24.4
VFC 2 LES	2	Letter (LES)	28.0	15.6	24.4
VFC 3 LS	3	Legal (LS)	40.0	18.5	24.4
VFC 3 LES	3	Letter (LES)	40.0	15.6	24.4
VFC 4 LS	4	Legal (LS)	52.0	18.5	24.4
VFC 4 LES	4	Letter (LES)	52.0	15.6	24.4
VFC 5 LS	5	Legal (LS)	64.0	18.5	24.4
VFC 5 LES	5	Letter (LES)	64.0	15.6	24.4

## Vertical Filing Cabinet





## KEY FEATURES

- Limited lifetime warranty, per conditions
- Durable steel structure
- 66 lbs and 99 lbs ball bearing slides for uniformly distributed load for each drawer
- Drawers operate on full-extension precision ball slides for smooth movement
- Suitable to store legal and letter size files
- Full height drawer sides and back to provide additional storage capacity and added strength
- Full-extension drawers for convenient access to the entire drawer
- Anti-tilt design allows one drawer to be opened at a time, thereby preventing the cabinet from tipping over (product must be placed on level ground)
- Anti-rebound mechanism prevents drawer from coming out again after it is pushed in
- Legal vertical filing cabinets can also accommodate letter size files with the incorporation of a cradle
- Security bar can be provided for each cabinet for additional protection
- Central cam lock controlling all drawers
- Core-removable locks can be provided on request
- Master keys can be supplied for all locks
- Locks have 3,000 combinations
- PVC, metal or formed label holder for each drawer can be supplied on request
- Alternate gauges of steel are available

## HANDLE OPTIONS



Rectangular Recessed handle RH



Swan neck Recessed handle SNH



Formed Recessed handle with strip for LS models FH



Drawer pull handle with metal label holder

## LOCK OPTIONS



Cam Lock



Numeric Lock



Security Bar with Padlock

## OPTIONAL ACCESSORIES



PVC Label Holder



File Separator



Formed Label Holder



# Lateral Filing Cabinet

Our lateral filing cabinets provide ergonomic features that are sturdy and aesthetically designed to provide a comprehensive filing solution.

All drawers are mounted on ball bearing slides which are smooth and easy to operate.

The drawers extend fully for convenient access to the entire drawer.

The cabinets can accommodate legal and letter size files.



Certified in 2022  
in USA







# Lateral Filing Cabinet

MODEL	DRAWERS	PAPER SIZE	DOOR OPTIONS	H (in)	W (in)	D (in)
LFC 2 (30")	2	Legal (LS) Letter (LES)		28.0	30.0	18.2
LFC 2 (36")	2	Legal (LS) Letter (LES)		28.0	36.0	18.2
LFC 2 (42")	2	Legal (LS) Letter (LES)		28.0	42.0	18.2
LFC 3 (30")	3			40.0	30.0	18.2
LFC 3 (36")	3	Legal (LS) Letter (LES)		40.0	36.0	18.2
LFC 3 (42")	3	Legal (LS) Letter (LES)		40.0	42.0	18.2
LFC 4 (30")	4	Legal (LS) Letter (LES)		52.0	30.0	18.2
LFC 4 (36")	4	Legal (LS) Letter (LES)		52.0	36.0	18.2
LFC 4 (42")	4	Legal (LS) Letter (LES)		52.0	42.0	18.2
LFC 5 (30")	5	Legal (LS) Letter (LES)		64.0	30.0	18.2
LFC 5 (36")	5	Legal (LS) Letter (LES)		64.0	36.0	18.2
LFC 5 (42")	5	Legal (LS) Letter (LES)		64.0	42.0	18.2
LFC 4 FUD 1	4	Legal (LS) Letter (LES)	1 Flip-Up Door (FUD)	64.0	36.0	18.2

Heights shown above are without leveling glides.



# Lateral Filing Cabinet





## KEY FEATURES

- Limited lifetime warranty, per conditions
- Durable steel structure
- 66 lbs and 110 lbs ball bearing slides for uniformly distributed load for each drawer
- Drawers operate on full extension precision ball slides for smooth movement
- A file bar and a hanging folder rail are provided in each drawer to accommodate legal and letter size files for side-to-side or for front-to-back filing
- Full-height drawer sides and back to provide additional storage capacity and added strength
- Full-extension drawers for convenient access to the entire drawer
- Anti-tilt design allows one drawer to be opened at a time preventing the cabinet from tipping over. The anti-tilt locking mechanism is interlinked on both sides and therefore two drawers cannot be opened together at the same time (product must be placed on level ground)
- Anti-rebound mechanism prevents drawer from coming out again after it is pushed in
- Counter-weight is provided for each lateral filing cabinet
- Leveling glides are included at the bottom of the cabinet, at the four corners, to allow for adjustment on uneven floor surfaces and for floor protection
- Central cam lock controlling all drawers at both ends
- Core-removable locks can be provided on request
- Master keys can be supplied for all locks
- Locks have 3,000 combinations
- PVC, metal or formed label holder for each drawer can be supplied on request
- Alternate gauges of steel are available

## HANDLE OPTIONS



Rectangular Recessed handle RH



Swan neck Recessed handle SNH

## LOCK



Cam Lock

## OPTIONAL ACCESSORIES

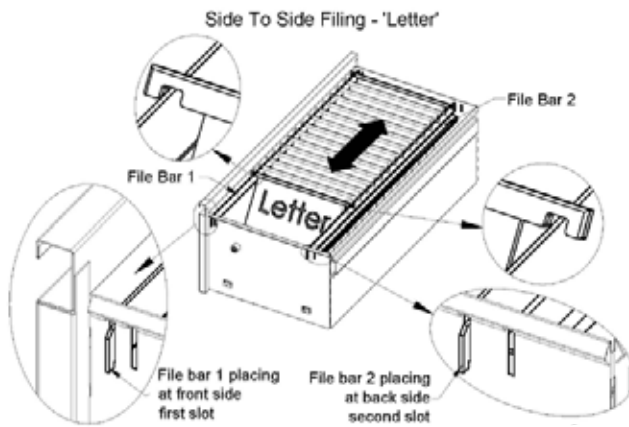


PVC Label Holder

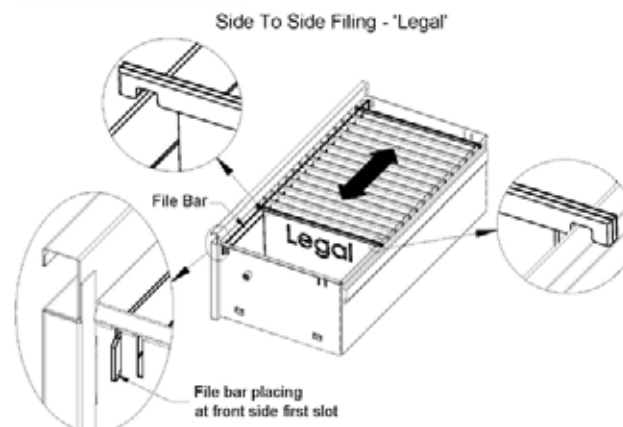


Leveling Glide

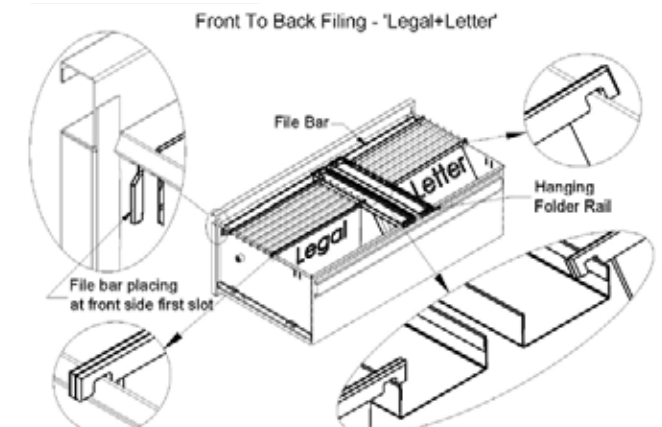
## LFC Filing Arrangements



## LFC Filing Arrangements



## LFC Filing Arrangements



# Swing Door Storage Cabinet

A concealed storage solution is provided with our swing door cabinets.

These cabinets save floor space and are designed for maximum storage capacity.

The cabinets can be used for several purposes and are built from durable components to withstand frequent use.



Certified in 2006  
in UK



Certified in 2008  
in AUSTRALIA







# Swing Door Storage Cabinet

MODEL	FULL HEIGHT CABINET (FHC) HALF HEIGHT CABINET (HHC)	ADJUSTABLE SHELVES	VERSION	SHELF POSITION	INSIDE PARTITION	INTERIOR FITTINGS OPTIONS			MIRROR OPTIONS	DOOR OPTIONS	H (in)	W (in)	D (in)
						HALF LOCKER (HL)	HANGING ROD (HR)	HALF HANGING ROD (HHR)					
HHC 1 V1	Half Height Cabinet (HHC)	1	Version 1 (V1)								36.0	36.0	18.2
HHC 1 V2	Half Height Cabinet (HHC)	1	Version 2 (V2)								36.0	36.0	16.0
HHC 2 V3	Half Height Cabinet (HHC)	2	Version 3 (V3)								40.0	36.0	18.2
HHC 2 V4	Half Height Cabinet (HHC)	2	Version 4 (V4)								47.2	35.4	17.7
FHC 4 V1	Full Height Cabinet (FHC)	4	Version 1 (V1)								72.0	36.0	16.0
FHC 4 V2	Full Height Cabinet (FHC)	4	Version 2 (V2)								72.0	36.0	18.2
FHC 4 V3	Full Height Cabinet (FHC)	4	Version 3 (V3)								76.8	36.0	18.2
FHC 4 V4	Full Height Cabinet (FHC)	4	Version 4 (V4)								78.7	39.4	19.7
FHC 4 WO/D	Full Height Cabinet (FHC)	4								Without Doors (WO/D)	72.0	36.0	18.2
FHC 2 HR	Full Height Cabinet (FHC)	2					Hanging Rod (HR)				72.0	36.0	18.2
FHC FP 3 HL HHR MRF	Full Height Cabinet (FHC)	3			Full (FP)	Half Locker (HL)		Half Hanging Rod (HHR)	Mirror Frame (MRF)		72.0	36.0	18.2
FHC FP 3 HL HHR	Full Height Cabinet (FHC)	3			Full (FP)	Half Locker (HL)		Half Hanging Rod (HHR)			72.0	36.0	18.2
FHC PW FP 4 HHR IRD MRF WM	Full Height Cabinet (FHC) Personal Wardrobe (PW)	4			Full (FP)			Half Hanging Rod (HHR)	Inside Right Door (IRD) Mirror Frame (MRF) With Mirror (WM)		72.0	36.0	18.2
FHC FS HP 3 HHR	Full Height Cabinet (FHC)	3		Fixed Shelf Top (FS)	Half (HP)			Half Hanging Rod (HHR)			72.0	36.0	18.2

## Swing Door Storage Cabinet





## Swing Door Storage Cabinet

MODEL	FULL HEIGHT CABINET (FHC)	ADJUSTABLE SHELVES	SHELF POSITION	INSIDE PARTITION	INTERIOR FITTINGS OPTIONS			MIRROR OPTIONS	DOOR OPTIONS	H (in)	W (in)	D (in)
					HALF LOCKER (HL)	EXTENSION DRAWER (ED)	HALF HANGING ROD (HHR)					
FHC FS HP 3 HL HHR	Full Height Cabinet (FHC)	3	Fixed Shelf Top (FS)	Half (HP)	Half Locker (HL)		Half Hanging Rod (HHR)			72.0	36.0	18.2
FHC FS HP 3 ED HHR	Full Height Cabinet (FHC)	3	Fixed Shelf Top (FS)	Half (HP)		Extension Drawer (ED)	Half Hanging Rod (HHR)			72.0	36.0	18.2
FHC FP 3 HL HHR ILD MRF WM	Full Height Cabinet (FHC)	3		Full (FP)	Half Locker (HL)		Half Hanging Rod (HHR)	Inside Left Door (ILD) Mirror Frame (MRF) With Mirror (WM)		72.0	36.0	21.4
FHC FSB HP 1 HL HHR	Full Height Cabinet (FHC)	1	Fixed Shelf Bottom (FSB)	Half (HP)	Half Locker (HL)		Half Hanging Rod (HHR)			78.0	29.7	19.7
FHC 2 HG + HS SWD	Full Height Cabinet (FHC)	2							Half Steel (HS) Half Glass (HG) Swing Door (SWD)	72.0	36.0	18.2
FHC 4 FG SWD	Full Height Cabinet (FHC)	4							Full Glass (FG) Swing Door (SWD)	72.0	36.0	18.2



## Swing Door Storage Cabinet



## KEY FEATURES



- Limited lifetime warranty, per conditions
- Plain shelf / Dual-purpose shelf / Lateral rail
- Dual purpose shelf can be used as a standard shelf and also for suspending files
- Lateral rails can be utilized for suspending files
- Each shelf is placed on five retaining clips, thereby providing additional rigidity and support
- Adjustable shelves at 1.3", for convenient storage
- Uniformly-distributed load of 66 lbs per shelf
- Swing doors are secured by a 3-way bolting device and a recessed handle with lock
- Doors are fitted with heavy-duty invisible hinges for security and prevention of tampering from the outside. Internal hinges also enhance the appearance of the cabinet
- Doors are reinforced internally for extra strength
- Multiple-bend construction, thereby imparting greater rigidity and strength
- Formed steel legs with height of 3.9" can also be provided
- Core-removable locks can be provided on request
- Master keys can be supplied for all locks
- Locks have 3,000 combinations
- Mirror frame can be provided on the internal or external part of the door
- Sloping top can be provided for standard dimensions of the cabinet (36" W X 18.2" D)
- Alternate gauges of steel are available

## LOCK OPTIONS



Recessed Handle with Cam Lock (A)



Recessed Handle with Cam Lock (B)




Numeric Lock



Latch Lock

## OPTIONAL ACCESSORIES



Formed Steel Legs  
4" height



Sloping Top



Security Bar  
with Padlock



# Sliding Door Storage Cabinet

In tight spaces, where hinged doors are inconvenient, sliding door cabinets provide easy access for storage of items.

This cabinet is a versatile unit which can blend into any office space per individual requirements.







# Sliding Door Storage Cabinet

MODEL	FULL HEIGHT/ HALF HEIGHT CABINET	FULL HEIGHT STEEL SLIDING DOOR (FSSD)	HALF HEIGHT STEEL SLIDING DOOR (HSSD)	FULL HEIGHT GLASS SLIDING DOOR (FGSD)	HALF HEIGHT GLASS SLIDING DOOR (HGSD)	ADJUSTABLE SHELVES	VERSION	H (in)	W (in)	D (in)
HSSD 1 V1	Half Height Cabinet		Half Height Steel Sliding Door (HSSD)			1	Version 1 (V1)	36.0	36.0	18.2
HSSD 1 V2	Half Height Cabinet		Half Height Steel Sliding Door (HSSD)			1	Version 2 (V2)	40.0	36.0	18.2
HSSD 1 V3	Half Height Cabinet		Half Height Steel Sliding Door (HSSD)			1	Version 3 (V3)	39.4	47.2	18.2
HGSD 1 V1	Half Height Cabinet				Half Height Glass Sliding Door (HGSD)	1	Version 1 (V1)	36.0	36.0	18.2
HGSD 1 V2	Half Height Cabinet				Half Height Glass Sliding Door (HGSD)	1	Version 2 (V2)	40.0	36.0	18.2
HGSD 1 V3	Half Height Cabinet				Half Height Glass Sliding Door (HGSD)	1	Version 3 (V3)	39.4	47.2	18.2
FSSD 4 V1	Full Height Cabinet	Full Height Steel Sliding Door (FSSD)				4	Version 1 (V1)	72.0	36.0	18.2
FSSD 4 V2	Full Height Cabinet	Full Height Steel Sliding Door (FSSD)				4	Version 2 (V2)	78.7	36.0	18.2
FSSD 4 V3	Full Height Cabinet	Full Height Steel Sliding Door (FSSD)				4	Version 3 (V3)	78.7	47.2	18.2
FGSD 4 V1	Full Height Cabinet			Full Height Glass Sliding Door (FGSD)		4	Version 1 (V1)	72.0	36.0	18.2
FGSD 4 V2	Full Height Cabinet			Full Height Glass Sliding Door (FGSD)		4	Version 2 (V2)	78.7	36.0	18.2
FGSD 4 V3	Full Height Cabinet			Full Height Glass Sliding Door (FGSD)		4	Version 3 (V3)	78.7	47.2	18.2
FGSSD 2 HG + HS V1	Full Height Cabinet		2 Half Height Steel Sliding Door (HS) At Bottom		2 Half Height Glass Sliding Door (HG) At Top	2	Version 1 (V1)	72.0	36.0	18.2
FGSSD 2 HS + HG V2	Full Height Cabinet		2 Half Height Steel Sliding Door (HS) At Top		2 Half Height Glass Sliding Door (HG) At Bottom	2	Version 2 (V2)	72.0	36.0	18.2
FGSSD 2 HG + HG V3	Full Height Cabinet				2 Half Height Glass Sliding Door (HG) At Top & Bottom	2	Version 3 (V3)	72.0	36.0	18.2
FSSSD 2 HS + HS V4	Full Height Cabinet		2 Half Height Steel Sliding Door (HS) At Top & Bottom			2	Version 4 (V4)	72.0	36.0	18.2

# Sliding Door Storage Cabinet






## KEY FEATURES

- Limited lifetime warranty, per conditions
- Each shelf is placed on five retaining clips, thereby providing additional rigidity and support
- Door is provided with a hook-type lock
- Doors are reinforced internally for extra strength
- Acrylic can be provided in lieu of glass
- Adjustable shelves at 1.3" pitch, for convenient storage
- Uniformly-distributed load of 66 lbs per shelf (36" width) and 88 lbs per shelf (47.2" width)
- Multiple bend construction, thereby imparting greater rigidity and strength
- Master keys can be supplied for all locks
- Locks have 1,000 combinations
- Single-point locking mechanism
- Alternate gauges of steel are available





## LOCK OPTIONS



Hook Type Lock (A)



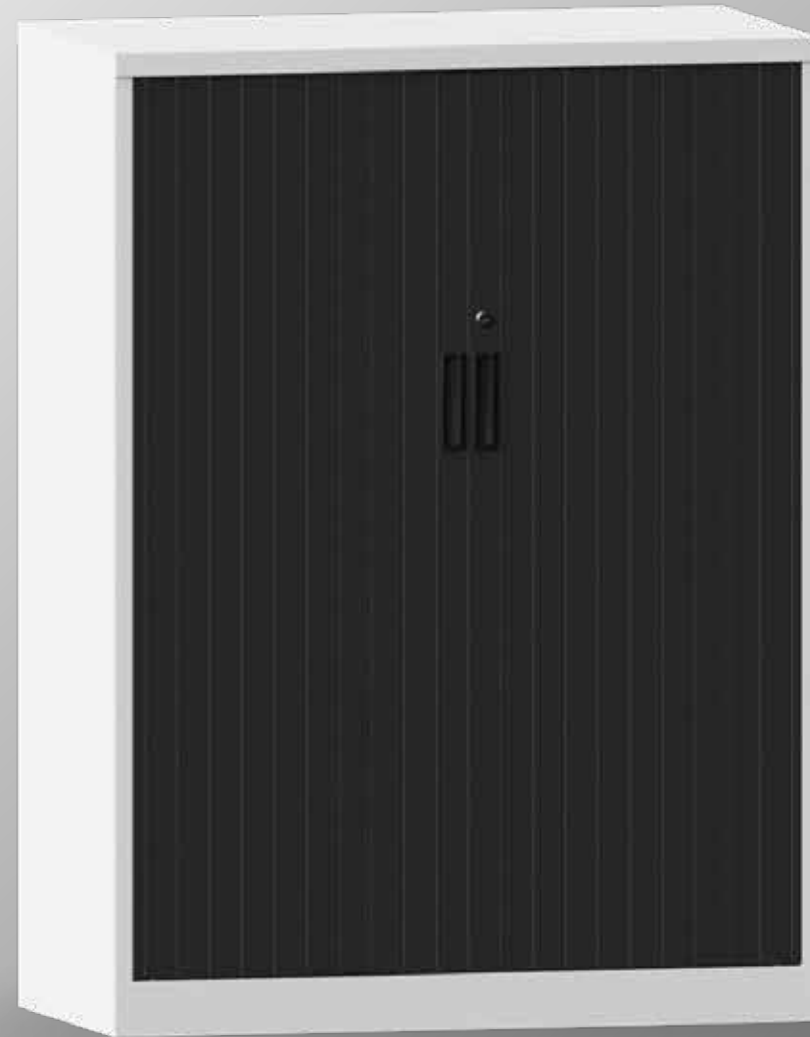
Hook Type Lock (B)


# Tambour Door Storage Cabinet

The tambour door cabinet is a popular choice when complete access is required and designated storage areas are tight on space. These shutters offer a durable solution for all of your storage requirements.

The design is elegant where the tambour door itself retracts fully into the cabinet to provide easy and quiet operation while maintaining optimum rigidity.

A range of internal components is also available.







## Tambour Door Storage Cabinet

MODEL	HALF HEIGHT TAMBOUR DOOR CABINET (HHTDC)	MEDIUM HEIGHT TAMBOUR DOOR CABINET (MHTDC)	FULL HEIGHT TAMBOUR DOOR CABINET (FHTDC)	ADJUSTABLE SHELVES	VERSION	DOOR OPTIONS	H (in)	W (in)	D (in)
HHTDC 2 V1	Half Height Tambour Door Cabinet (HHTDC)			2	Version 1 (V1)	Retracting Doors / PVC Shutters	39.8	35.4	18.5
HHTDC 2 V2	Half Height Tambour Door Cabinet (HHTDC)			2	Version 2 (V2)	Retracting Doors / PVC Shutters	39.8	47.2	18.5
HHTDC 2 V3	Half Height Tambour Door Cabinet (HHTDC)			2	Version 3 (V3)	Retracting Doors / PVC Shutters	46.9	35.4	18.5
HHTDC 2 V4	Half Height Tambour Door Cabinet (HHTDC)			2	Version 4 (V4)	Retracting Doors / PVC Shutters	46.9	47.2	18.5
MHTDC 3		Medium Height Tambour Door Cabinet (MHTDC)		3		Retracting Doors / PVC Shutters	52.0	39.4	18.5
FHTDC 4 V1			Full Height Cabinet (FHTDC)	4	Version 1 (V1)	Retracting Doors / PVC Shutters	78.7	35.4	18.5
FHTDC 4 V2			Full Height Cabinet (FHTDC)	4	Version 2 (V2)	Retracting Doors	78.7	39.4	18.5
FHTDC 4 V3			Full Height Cabinet (FHTDC)	4	Version 3 (V3)	Retracting Doors / PVC Shutters	78.7	47.2	18.5

Heights shown above are without leveling glides.

## Tambour Door Storage Cabinet





## KEY FEATURES

- Limited lifetime warranty, per conditions
- Shutters tested for 160,000 cycles
- Plain shelf / Dual-purpose shelf / Lateral rail
- Dual-purpose shelf can be used as a standard shelf and also for suspending files
- Lateral rails can be utilized for suspending files
- Each shelf is placed on five retaining clips, thereby providing additional rigidity and support
- Adjustable shelves at 1.0" pitch, for convenient storage
- Planter boxes, with a height of 8.3", can be provided for widths of 35.4" and 47.2"
- Uniformly-distributed load of 66 lbs per shelf
- For uneven floor surfaces and for floor protection, leveling swivel glides are included at the bottom of the cabinet, at the four corners, to allow for adjustment from the interior of the cabinet
- Tambour doors consist of rigid PVC shutters with dynamic flexible hinges
- Tambour doors can be supplied in white, black and translucent colors
- Multiple-bend construction, thereby imparting greater rigidity and strength
- Core-removable locks can be provided on request
- Master keys can be supplied for all locks
- Locks have 3,000 combinations
- Alternate gauges of steel are available

**LOCK**



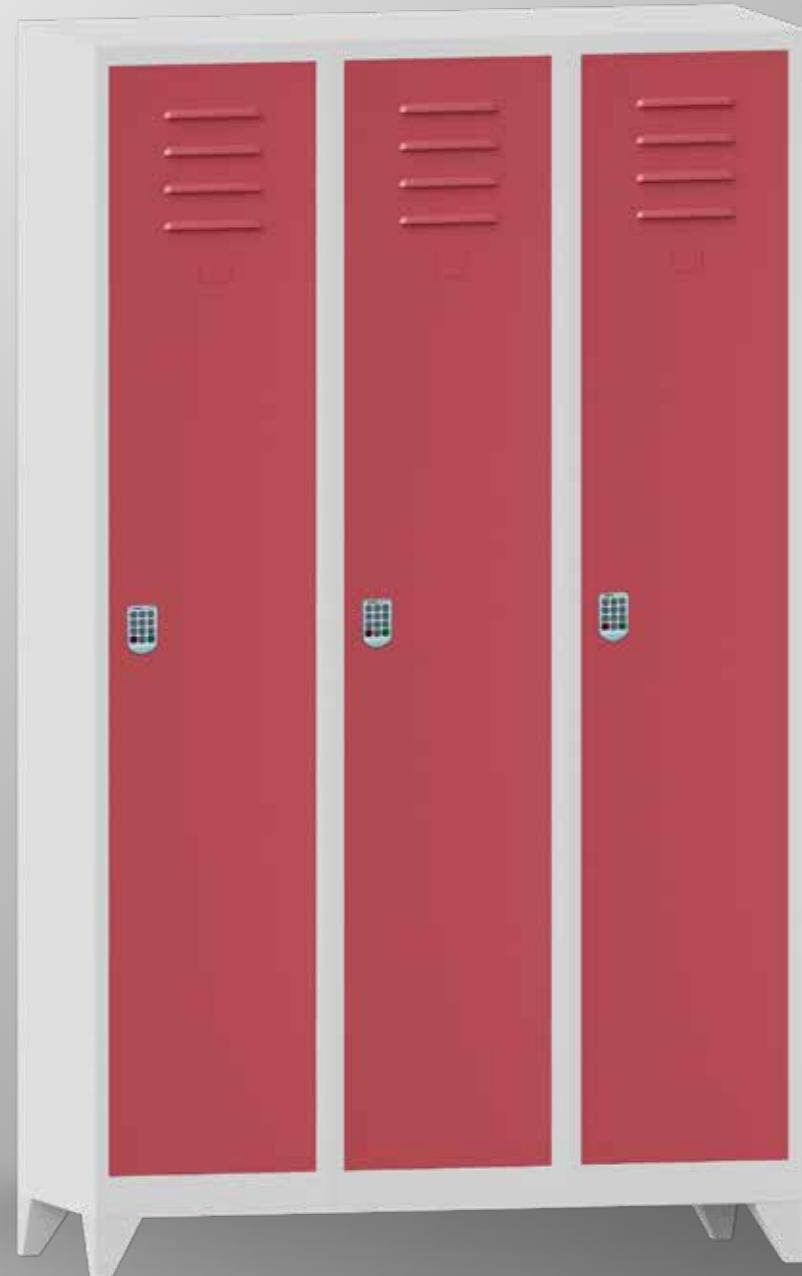
Cam Lock

# Locker Cabinet

Modern ventilation concepts and a variety of locking systems define the locker cabinets offered by Godrej & Khimji.

These locker cabinets provide a functional solution for securing personal storage in offices, factories, schools, universities, health facilities, fitness clubs and other commercial properties.

The product range incorporates the combination of modules with a choice of single, two, three, four, five six door compartments.



Certified in 2008  
in UK



Certified in 2008  
in AUSTRALIA









# Locker Cabinet

MODEL	COMPARTMENTS	FIXED SHELVES	EXTRA SHELF (ES)	VERSION	HANGING ROD (HR)	H (in)	W (in)	D (in)
LC 1 V1	1	1		Version 1 (V1)	Hanging Rod (HR)	72.0	15.0	18.0
LC 1 V2	1	1		Version 2 (V2)	Hanging Rod (HR)	72.0	12.0	12.0
LC 1 V3	1	1		Version 3 (V3)	Hanging Rod (HR)	72.0	12.0	18.0
LC 1 V4	1	1		Version 4 (V4)	Hanging Rod (HR)	72.0	18.0	18.0
LC 1 V5	1	1		Version 5 (V5)	Hanging Rod (HR)	72.0	18.0	23.6
LC 1 V6	1	1		Version 6 (V6)	Hanging Rod (HR)	72.0	19.7	19.7
LC 1 V7	1	1		Version 7 (V7)	Hanging Rod (HR)	70.9	19.7	23.6
LC 1 ES V1	1	2	Extra Shelf (ES)	Version 1 (V1)	Hanging Rod (HR)	72.0	15.0	18.0
LC 1 ES V2	1	2	Extra Shelf (ES)	Version 2 (V2)	Hanging Rod (HR)	72.0	12.0	12.0
LC 1 ES V3	1	2	Extra Shelf (ES)	Version 3 (V3)	Hanging Rod (HR)	72.0	12.0	18.0
LC 1 ES V4	1	2	Extra Shelf (ES)	Version 4 (V4)	Hanging Rod (HR)	72.0	18.0	18.0
LC 1 ES V5	1	2	Extra Shelf (ES)	Version 5 (V5)	Hanging Rod (HR)	78.7	15.0	18.0
LC 1 ES V6	1	2	Extra Shelf (ES)	Version 6 (V6)	Hanging Rod (HR)	78.7	23.6	23.6
LC 2 V1	2			Version 1 (V1)	Hanging Rod (HR)	72.0	15.0	18.0
LC 2 V2	2			Version 2 (V2)	Hanging Rod (HR)	72.0	12.0	12.0
LC 2 V3	2			Version 3 (V3)	Hanging Rod (HR)	72.0	12.0	18.0
LC 2 V4	2			Version 4 (V4)	Hanging Rod (HR)	72.0	18.0	18.0
LC 2 V5	2			Version 5 (V5)	Hanging Rod (HR)	72.0	19.7	35.4
LC 2 ES V1	2	2		Version 1 (V1)	Hanging Rod (HR)	72.0	15.0	18.0
LC 2 ES V2	2	2		Version 2 (V2)	Hanging Rod (HR)	72.0	12.0	12.0
LC 2 ES V3	2	2		Version 3 (V3)	Hanging Rod (HR)	72.0	12.0	18.0
LC 2 ES V4	2	2		Version 4 (V4)	Hanging Rod (HR)	72.0	18.0	18.0
LC 2 ES V5	2	2		Version 5 (V5)	Hanging Rod (HR)	78.7	23.6	23.6

# Locker Cabinet





# Locker Cabinet

MODEL	COMPARTMENTS	VERSION	H (in)	W (in)	D (in)
Z LC 2	2		72.0	15.0	18.0
LC 3 V1	3	Version 1 (V1)	72.0	15.0	18.0
LC 3 V2	3	Version 2 (V2)	72.0	12.0	12.0
LC 3 V3	3	Version 3 (V3)	72.0	12.0	18.0
LC 3 V4	3	Version 4 (V4)	72.0	18.0	18.0
LC 3 V5	3	Version 5 (V5)	78.7	19.7	23.6
LC 4 V1	4	Version 1 (V1)	72.0	15.0	18.0
LC 4 V2	4	Version 2 (V2)	72.0	12.0	12.0
LC 4 V3	4	Version 3 (V3)	72.0	12.0	18.0
LC 4 V4	4	Version 4 (V4)	72.0	18.0	18.0
LC 5 V1	5	Version 1 (V1)	72.0	15.0	18.0
LC 5 V2	5	Version 2 (V2)	72.0	12.0	12.0
LC 5 V3	5	Version 3 (V3)	72.0	12.0	18.0
LC 5 V4	5	Version 4 (V4)	72.0	18.0	18.0
LC 6 V1	6	Version 1 (V1)	72.0	15.0	18.0
LC 6 V2	6	Version 2 (V2)	72.0	12.0	12.0
LC 6 V3	6	Version 3 (V3)	72.0	12.0	18.0
LC 6 V4	6	Version 4 (V4)	72.0	18.0	18.0

# Locker Cabinet





## Locker Cabinet

MODEL	COMPARTMENTS	FIXED/ ADJUSTABLE SHELVES	HANGING ROD (HR)	SHELF POSITION	INSIDE PARTITION	MIRROR OPTIONS	H (in)	W (in)	D (in)
LC 1 SPT PD	1	1 Fixed	Hanging Rod (HR)				72.0	15.0	18.0
LC 1 FS 2 HP3 HR	1	2 Fixed/3 Half Adjustable	Hanging Rod (HR)	Fixed Shelf At Top & Bottom (FS)	Half (HP)		72.0	18.0	18.0
LC 1 FS 1 HP3 HR	1	1 Fixed/3 Half Adjustable	Hanging Rod (HR)	Fixed Shelf At Top (FS)	Half (HP)		72.0	23.6	18.0
LC 1 ES 4	1	4 Adjustable					72.0	23.6	18.0
LC 1 ES X 2 MRF WM 2 SPL	1	4 Fixed	2 Hanging Rod (HR)			Mirror Frame (MRF) With Mirror (WM)	82.6	18.0 + 18.0	18.9

# Locker Cabinet





## Locker Cabinet

MODEL	COMPARTMENTS	UNITS	H (in)	W (in)	D (in)
LC 1 X 2	1	2	72.0	24.0	18.0
LC 2 X 2	2	2	72.0	24.0	18.0
LC 1 X 3	1	3	72.0	45.0	18.0
LC 2 X 3	2	3	72.0	45.0	18.0
LC 4 X 3	4	3	72.0	45.0	18.0
LC 6 X 3	6	3	72.0	45.0	18.0



# Locker Cabinet



## KEY FEATURES

- Limited lifetime warranty, per conditions
- Standard locker cabinets are also available in widths of 12.0" and 18.0" and depths of 12.0" and 18.0"
- Door is provided with ventilation louvers / cluster holes, a label holder and a cam lock
- Doors are fitted with heavy-duty invisible hinges for security and prevention of tampering from the outside. Internal hinges also enhance the appearance of the locker cabinet
- Doors are reinforced internally for extra strength
- Doors are fitted with PVC bangers for quiet operation
- Sloping top can be provided for standard dimensions of the locker cabinet 15.0" w x 18.0" d
- Formed steel legs with height of 3.9" can also be provided
- Locker cabinets can function independently as stand alone units or in a multi-unit configuration
- Core-removable locks can be provided on request
- Master keys can be supplied for all locks
- Locks have 3,000 combinations (utilizing two keyways in each series)
- Alternate gauges of steel are available



### GANGING

- (a) All locker cabinets of various depths must be ganged to another locker cabinet or an adjacent cabinet or anchored to a fixed wall for compliance with applicable ANSI / BIFMA X 5.6 Storage Standards.
- (b) At the time of ordering, specify
  - (i) NG – No ganging and no surcharge
  - (ii) WG – With ganging - Cabinets drilled on both sides and with ganging hardware. Add a surcharge of \$5 for each cabinet.
- (c) Locker cabinets, specified for ganging, will be pre-punched or drilled through on both sides of the cabinets and will be provided with ganging hardware for one side. For end units, wherever required, 'no ganging' must be specified to avoid pre punching or drilling of holes on the extreme end sides.

## LOCK OPTIONS



Cam Lock



Latch Lock



Recessed Handle with Cam Lock (A)



Recessed Handle with Cam Lock (B)




Digital Lock



Numeric Lock


## OPTIONAL ACCESSORIES



PVC Label Holder



Formed Label Holder



Perforated Door



Hanger Rod



Sloping Top



Mirror



Formed Steel Legs  
3.9" height



Adjustable Leveler

# Mobile Pedestal

Stylish and sturdy, our mobile pedestal are aesthetically designed to provide compact storage and to fit in an office or home area.

The pedestals can easily roll under most work surfaces to conserve space. All drawers are mounted on Double-extension ball bearing slides which are smooth and easy to operate.

The drawers extend fully for convenient access to the entire drawer. The pedestals can accommodate legal and letter size files with the use of a cradle, wherever necessary.

Five casters are provided for each pedestal that incorporates a filing drawer to prevent tipping.







## Mobile Pedestal

MODEL	DRAWERS	PENCIL TRAY	HANDLE TYPE	H (in)	W (in)	D (in)
MP 3 PT SPH	3	Pencil Tray (PT)	Side Pull Handle (SPH)	24.1	18.1	18.6
MP 3 SPH	3		Side Pull Handle (SPH)	24.1	15.8	18.6
MP 3 SNH	3		Swan Neck Recessed Handle (SNH)	23.9	15.9	18.0
MP 5 PT SPH	5	Pencil Tray (PT)	Side Pull Handle (SPH)	24.1	18.1	18.6
MP 5 SPH	5		Side Pull Handle (SPH)	24.1	15.8	18.6

Height shown above are inclusive of casters with a height of 2.3"

# Mobile Pedestal





## KEY FEATURES

- Limited lifetime warranty, per conditions
- File drawers are suitable to store suspension files
- User-friendly side pull handles are provided on the side for a distinctive appearance or elegant swan neck recessed handles are incorporated on the front of each drawer
- Top stationery drawer has one ABS plastic pencil tray in Models MP3 PT SPH and MP5 PT SPH
- Full-height drawer sides and back allow for additional storage capacity and added strength
- Full-extension drawers for convenient access to the whole drawer
- Uniformly-distributed load of 22 lbs and 33 lbs for each stationery drawer and filing drawer respectively
- Pedestals, with a filing drawer, have a fifth caster to prevent tipping
- Two casters fitted to the front corners are lockable.
- Central cam lock controlling all drawers.
- Core-removable locks can be provided on request.
- Master keys can be supplied for locks.
- Locks have 3,000 combinations.



## HANDLE OPTIONS



Side Pull Handle  
SPH



Swan Neck Handle  
SNH

## LOCK



Cam Lock



Pencil Tray

## OPTIONAL ACCESSORY



# Lightweight Shelving and Book Racks

Ample storage space is offered with our open-style steel shelving racks for systematic organization of items in store rooms, utility rooms, shops and offices.

The open shelf design allows for easy access to shelf contents from either direction.

The open-style book rack is an ideal storage solution for books in homes and offices.









## Lightweight Shelving and Book Racks

MODEL	ADJUSTABLE SHELVES EXCLUDING TOP & BOTTOM	VERSION	H (in)	W (in)	D (in)
SR 1 V1	3	Version 1 (V1)	72.0	35.6	11.6
SR 1 V2	3	Version 2 (V2)	72.0	35.6	14.6
SR 1 V3	3	Version 3 (V3)	72.0	35.6	17.6
SR 1 V4	3	Version 4 (V4)	72.0	35.6	23.6
SR 2 V1	3	Version 1 (V1)	84.0	35.6	11.6
SR 2 V2	3	Version 2 (V2)	84.0	35.6	14.6
SR 2 V3	3	Version 3 (V3)	84.0	35.6	17.6
SR 2 V4	3	Version 4 (V4)	84.0	35.6	23.6
SR 3 V1	3	Version 1 (V1)	96.0	35.6	11.6
SR 3 V2	3	Version 2 (V2)	96.0	35.6	14.6
SR 3 V3	3	Version 3 (V3)	96.0	35.6	17.6
SR 3 V4	3	Version 4 (V4)	96.0	35.6	23.6
BR	4		72.0	35.4	11.8

# Lightweight Shelving and Book Racks





## KEY FEATURES

- Limited lifetime warranty, per conditions
- Add extra shelves and adjust shelves with ease
- Uniformly-distributed load of 176 lbs per shelf for bolted shelving rack
- Uniformly-distributed load of 55 lbs per shelf for book rack
- Two sets of bracings are bolted to the frame for each book rack
- Adjustable shelves at 1.0" pitch for convenient storage in the shelving rack
- Adjustable shelves at 1.3" pitch for convenient storage in the book rack
- Extend side-to-side and back-to-back for shelving rack
- Alternate gauges of steel are available for book rack



# ASSEMBLED PACKING VOLUME and PACKED PRODUCT DIMENSIONS



Sl. No.	Product	Packing Volume in Cubic Feet	Packed Product Dimensions in Inches		
			H (in)	W (in)	D (in)

## VERTICAL FILING CABINET

1	VFC 2 LES (Rectangular Recessed / Swan Neck Recessed)	8.8	30.7	18.3	27.
2	VFC 3 LES (Rectangular Recessed / Swan Neck Recessed)	12.3	42.7	18.3	27.2
3	VFC 4 LES (Rectangular Recessed / Swan Neck Recessed)	15.7	54.7	18.3	27.2
4	VFC 5 LES (Rectangular Recessed / Swan Neck Recessed)	19.2	66.7	18.3	27.2
5	VFC 2 LS (Rectangular Recessed / Swan Neck Recessed / Formed Recessed Handle) (including second carton)	10.3	30.7	21.3	27.2
6	VFC 3 LS (Rectangular Recessed / Swan Neck Recessed / Formed Recessed Handle)	14.3	42.7	21.3	27.2
7	VFC 4 LS (Rectangular Recessed/Swan Neck Recessed / Formed Recessed Handle)	18.3	54.7	21.3	27.2
8	VFC 5 LS (Rectangular Recessed/Swan Neck Recessed / Formed Recessed Handle)	22.3	66.7	21.3	27.2
9	Separator for VFC legal		13.0	18.6	
10	Separator for VFC letter size		13.0	15.0	

## LATERAL FILING CABINET

1		12.2	30.7	32.8	21.0
2	LFC 2 (Rectangular Recessed /Swan Neck Recessed Handle)	14.4	30.7	38.7	21.0
3		16.7	30.7	44.8	21.0
4		17.0	42.7	32.8	21.0
5	LFC 3 (Rectangular Recessed /Swan Neck Recessed Handle)	20.1	42.7	38.7	21.0
6		23.2	42.7	44.8	21.0
7		21.8	54.7	32.8	21.0
8	LFC 4 (Rectangular Recessed /Swan Neck Recessed Handle)	25.7	54.7	38.7	21.0
9		29.7	54.7	44.8	21.0
10		26.5	66.7	32.8	21.0
11	LFC 5 (Rectangular Recessed /Swan Neck Recessed Handle)	31.4	66.7	38.7	21.0
12		36.3	66.7	44.8	21.0
13	LFC 4 M+FUD1 LFC 4 M+FUD1 (Recessed / Swan neck handle)	31.4	66.7	38.7	21.0



Sl. No.	Product	Packing Volume in Cubic Feet	Packed Product Dimensions in Inches		
			H (in)	W (in)	D (in)

### SWING DOOR STORAGE CABINET

1	HHC with 1 shelf	18.2	38.7	38.7	21.0
2	HHC with 2 shelves	18.2	38.7	38.7	21.0
3	HHC 1 and W/O doors	18.2	38.7	38.7	21.0
4	HHC 2 and W/O doors	18.2	38.7	38.7	21.0
5	HHC 1 HT(40.0")	20.1	42.8	38.7	21.0
6	HHC 2 HT(40.0")	20.1	42.8	38.7	21.0
7	FHC with 3 shelves	35.2	74.8	38.7	21.0
	FHC with 4 shelves	35.2	74.8	38.7	21.0
8	FHC with 4 shelves and W/O doors	33.2	74.8	38.7	21.0
9	FHC with 4 shelves special depth (16.0")	31.4	74.8	38.7	18.7
10	FHC with 4 shelves special height (76.8")	37.4	79.5	38.7	21.0
11	FHC with 4 shelves special height (78.7")	44.6	81.5	42.1	22.4
12	FHC with 2 shelves and hanging rod	35.2	74.8	38.7	21.0
13	FHC with 2 shelves and hanging rod, mirror frame on the door	35.2	74.8	38.7	21.0
14	FHC with full partition 4 half shelves, half hanging rod	35.2	74.8	38.7	21.0
15	FHC with fixed shelf, half centre partition, half locker, 3 half shelves, half hanging rod	35.2	74.8	38.7	21.0
16	FHC with full partition, 3 half shelves, half locker, half hanging rod, mirror frame on the door	35.2	74.8	38.7	21.0
17	FHC with full partition, 4 half shelves, half hanging rod, mirror frame on the door	35.2	74.8	38.7	21.0
18	FHC with fixed shelf, half partition, 2 half shelves, extension drawer, half hanging rod	35.2	74.8	38.7	21.0
19	Extra shelf for all models of cabinets			38.6	19.6
20	Extra half shelf for all models of cabinets			20.6	19.1
21	Mirror frame for FHC			62.8	14.8
22	Sloping top for FHC		13.8	38.7	21
23	Formed steel leg for all models of cabinets		6.7		

# ASSEMBLED PACKING VOLUME and PACKED PRODUCT DIMENSIONS



Sl. No.	Product	Packing Volume in Cubic Feet	Packed Product Dimensions in Inches		
			H (in)	W (in)	D (in)

## SLIDING DOOR STORAGE CABINET

1	HSSD with 1 shelf	18.2	38.7	38.7	21.0
	HSSD with 2 shelves		38.7	38.7	21.0
2	HGSD with 1 shelf	18.2	38.7	38.7	21.0
	HGSD with 2 shelves		38.7	38.7	21.0
3	HGSD with 1 shelf (40.0")	20.1	42.8	38.7	21.0
	HGSD with 2 shelves (40.0")		42.8	38.7	21.0
4	HSSD with 1 shelf (40.0")	20.1	42.8	38.7	21.0
	HSSD with 2 shelves (40.0")		42.8	38.7	21.0
5	FSSD with 3 shelves	35.2	74.8	38.7	21.0
	FSSD with 4 shelves		74.8	38.7	21.0
6	FGSSD 2HG +HS	35.4	74.8	38.7	21.0
7	FSSD with 4 shelves (78.7")	49.5	81.5	50.0	21.0
8	FGSD with 3 shelves	35.2	74.8	38.7	21.0
	FGSD with 4 shelves		74.8	38.7	21.0
9	FGSD with 4 shelves (78.7")	49.5	81.5	50.0	21.0

## TAMBOUR DOOR STORAGE CABINET

1	HHTDC 2 with 2 shelves	20.0	42.5	38.2	2.13
2		26.2	42.5	50.0	2.13
3		23.3	49.5	38.2	2.13
4		30.5	49.5	50.0	2.13
5	MHTDC 3 with 3 shelves	28.4	54.7	42.1	2.13
6	FHTDC 4 with 4 shelves	38.3	81.5	38.2	2.13
7		42.2	81.5	42.1	2.13
8		50.1	81.5	50.0	2.13

Sl. No.	Product	Packing Volume in Cubic Feet	Packed Product Dimensions in Inches		
			H (in)	W (in)	D (in)

### LOCKER CABINET

1	LC 1 with perforated doors or All louvres to louvres	15.9	74.8	17.7	20.7
2	LC 1 ES with perforated doors or All louvres to louvres		74.8	17.7	20.7
3	LC 2 with perforated doors or All louvres to louvres		74.8	17.7	20.7
4	LC 2 ES with perforated doors or All louvres to louvres		74.8	17.7	20.7
5	'Z' LC 2 with perforated doors or All louvres to louvres	16.0	74.8	17.7	20.7
6	LC 3 with perforated doors or All louvres to louvres	15.9	74.8	17.7	20.7
7	LC 4 with perforated doors or All louvres to louvres		74.8	17.7	20.7
8	LC 5 with perforated doors or All louvres to louvres		74.8	17.7	20.7
9	LC 6 with perforated doors or All louvres to louvres		74.8	17.7	20.7
10	LC 1 x 3 with common top, common side and common bottom	42.7	74.8	47.6	20.7
11	LC 2 x 3 with common top, common side and common bottom		74.8	47.6	20.7
12	LC 4 x 3 with common top, common side and common bottom		74.8	47.6	20.7
13	LC 6 x 3 with common top, common side and common bottom		74.8	47.6	20.7
14	Extra LC shelf for all models of locker cabinets			17.7	19.4
15	Formed steel leg for all models of locker cabinets		6.7		
16	Sloping top for one-unit locker cabinet		13.8	17.7	20.7
17	Sloping top for two adjacent locker cabinets		13.8	32.7	20.7
18	Sloping top for three adjacent locker cabinets		13.8	47.6	20.7

# ASSEMBLED PACKING VOLUME and PACKED PRODUCT DIMENSIONS



Sl. No.	Product	Packing Volume in Cubic Feet	Packed Product Dimensions in Inches		
			H (in)	W (in)	D (in)

## MOBILE PEDESTAL

1	MP3 PT SPH (with side pull handles)	6.9	26.9	20.9	21.3
2	MP3 SNH (with swan neck handles)	6.0	26.7	18.7	20.7
3	MP3 SPH (with side pull handles)	6.2	26.9	18.6	21.3
4	MP5 PT SPH (with side pull handles)	6.9	26.9	20.9	21.
5	MP5 SPH (with side pull handles)	6.2	26.9	18.6	21.3

Sl. No.	Product	Packing Volume in Cubic Feet	Packed Product Dimensions in Inches		
			H (in)	L (in)	W (in)

## LIGHTWEIGHT SHELVING AND BOOK RACKS

1	SR with 4 shelves (Shelving rack)	23.9	74.8	38.4	14.4
		28.9			17.4
		33.9			20.4
		43.8			26.4
		27.7	86.8	38.4	14.4
		33.5			17.4
		39.3			20.4
		50.8			26.4
		31.5	98.7	38.4	14.4
		38.1			17.4
		44.7			20.4
		57.9			26.4
2	BR with 5 shelves (Book rack)	24.1	74.8	38.2	14.6

# Quality of Raw Materials and Manufacturing Process

Product innovation,  
Creative design, consistent  
quality, reliability and durability are of  
utmost importance to Godrej & Khimji.

We manufacture our products from prime-quality  
cold rolled close annealed mild steel.

All components undergo a multiple-stage chemical  
cleaning process and are thereafter coated with epoxy  
polyester powder paint. The paint application is  
achieved through electrostatic means for uniform paint  
coverage and close adhesion of the paint film.

Steel, powder paint, ball slides, locks and packaging  
materials are procured from the  
highest quality sources.



# GENERAL TERMS AND CONDITIONS

## PROVISIONS OF SALE

In accordance with our policy of continuous product development and improvement, Godrej & Khimji reserves the right to amend, alter, modify dimensions, color, configuration and specifications of products illustrated in the catalog or discontinue products without prior notice.

We also reserve the right to alter prices without prior notice.

Color shades shown in this catalog will not correspond to actual shade due to limitations in printing.

The images of products are only representative and the actual products delivered will correspond to product codes and descriptions provided.

Optional features / accessories and non-standard and premium color shades are available at an upcharge.

## LIMITED LIFETIME WARRANTY PER CONDITIONS

Godrej & Khimji warrants that all commercial products are free from defects in material and workmanship, for the life of the product, from the date of sale, to the original purchaser. Godrej & Khimji will repair or replace, at Godrej & Khimji's option, any defect covered by the warranty.

The warranty is confined to only cover all defects in materials and workmanship.

The warranty does not cover damages resulting from misuse, neglect, abuse, Change to unauthorized repairs, extreme environmental conditions or accidents.

Godrej & Khimji's Warranty does not apply (for any product category) to the following:

- Products not purchased directly from authorized Godrej & Khimji resellers
- Nominal or normal amount of wear and tear that can occur over time
- Failures which result from negligence, abuse, accident or misuse
- Failure to apply, install or maintain products according to Godrej & Khimji's written instructions and warnings
- Modifications, attachments or repair methods not approved by Godrej & Khimji
- Damage caused by a carrier in transit, or delivery/installation contractors
- The matching of colors of natural materials
- Products exposed to extreme hot or cold temperatures or excessively dry or humid environments
- Damage by markings or staining; damage by sharp objects or imprinting from instruments.
- Products used for rental purposes
- Purchased parts are warranted for one (1) year

Godrej & Khimji's warranty does not cover the costs of transportation or labor. Repair or replacement will be at Godrej & Khimji's option.

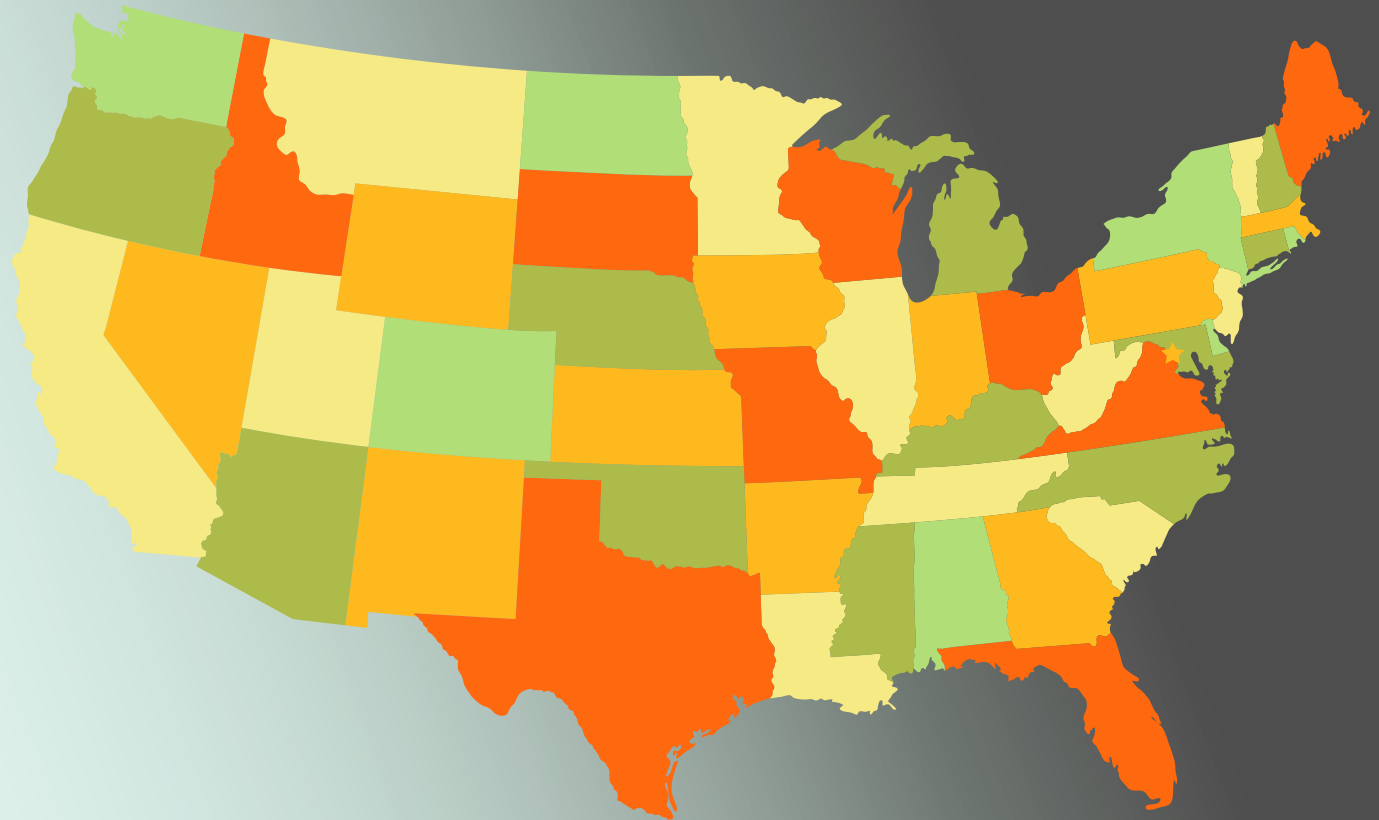
Godrej & Khimji makes no warranty that any of its products are suitable for any particular purpose and makes no other warranties, express or implied, other than those set out here. As codes and standards vary from one jurisdiction to another, references to compliance are solely for convenience and without any representation as to accuracy or suitability. Users must verify the suitability of such information or product for their specific application. In no event shall Godrej & Khimji be liable in either tort or contract for any loss or direct, special, incidental, consequential, or exemplary damages.

Godrej & Khimji's warranty applies to products sold within the United States of America.



**Godrej & Khimji**

*Where STRENGTH meets STYLE*



**FACTORY & SALES OFFICES IN OMAN**

**Godrej & Khimji (Middle East) LLC**

P.O. Box 45, Postal code 327, Road 2A,  
Sohar Industrial Estate, Sohar  
Sultanate of Oman

Tel: +968 26750484 / 26750494

Fax: +968 26750585

E-mail: [godkhim@omantel.net.om](mailto:godkhim@omantel.net.om)  
[godkhimoverseas@omantel.net.om](mailto:godkhimoverseas@omantel.net.om)  
[gksohar@gmail.com](mailto:gksohar@gmail.com)

Contact : Mr. Subin Balakrishnan  
Mobile no.: +968 92562349

Contact : Mr. Mathew Thomas  
Mobile no.: +968 98059264

[www.godrejkhimji.com/us](http://www.godrejkhimji.com/us)